



# District 1

## Supervisory District Health Profile

The mission of the San Francisco Department of Public Health (SFPDH) is to protect and promote the health of all San Franciscans. SFPDH has two primary roles with two major divisions to fulfill its mission.

### San Francisco Health Network (SFHN)



SFHN comprises the direct health services that SFPDH provides to thousands of insured and uninsured San Franciscans. SFHN is the city's only complete care system and includes:

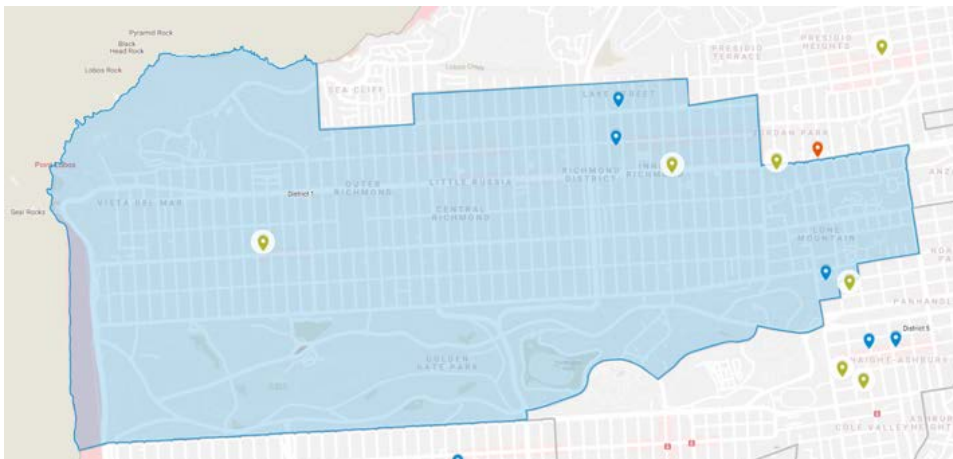
- Zuckerberg San Francisco Hospital and Trauma Center (ZSFG)
- Laguna Honda Hospital and Rehabilitation Center (LHH)
- Behavioral Health Services: Mental Health & Substance Abuse
- Primary Care clinics

### Population Health Division (PHD)



PHD addresses public health concerns, including customer safety, health promotion and prevention. PHD implements public health interventions, inspects restaurants, completes data analyses and research, and more.

### SFPDH Health Services



SERVICE TYPE	ORGANIZATION	ADDRESS	WEBSITE
	Institute on Aging	3575 Geary Blvd.	<a href="http://www.ioaging.org">www.ioaging.org</a>
<b>Behavioral Health</b>	Richmond Area Multi-Services (RAMS)	3626 Balboa St. 4355 Geary Blvd.	<a href="http://www.ramsinc.org">www.ramsinc.org</a>
	San Francisco Free Clinic	4900 California St.	<a href="http://www.sffc.org">www.sffc.org</a>
	St.Mary's Medical Center	450 Stanyan St.	<a href="http://www.dignityhealth.org/bayarea/locations/stmarys">www.dignityhealth.org/bayarea/locations/stmarys</a>
<b>Primary Care</b>	North East Medical Services	1033 Clement St.	<a href="http://www.nems.org">www.nems.org</a>



# District Data



**30% more residents aged 18-24** than SF average.

**14% more residents identify as Asian** than SF average.

**18% more residents have health insurance** than SF average.

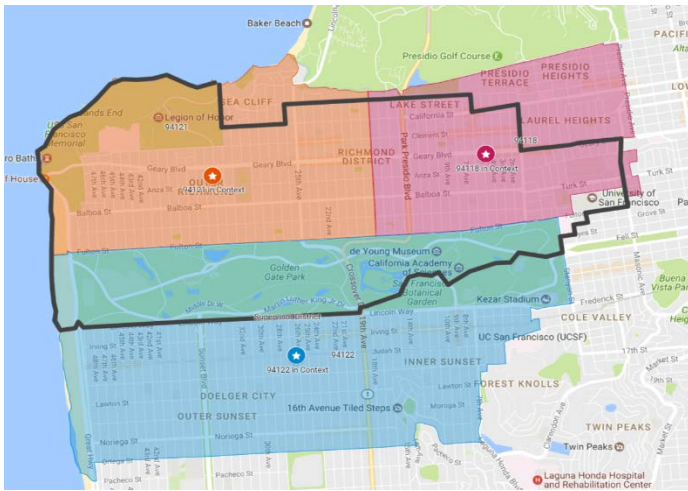
**District with the largest share of residents speaking Russian** as their primary language.

CATEGORY	INDICATOR	DISTRICT	SF TOTAL
Population	Total	80,826	870,044
Sex & Gender	Male	47.65	51.0%
	Female	52.4%	49.0%
Age	Under 5	5.1%	4.5%
	5 to 9	3.2%	3.6%
	10 to 14	3.2%	3.3%
	15 to 17	1.4%	1.9%
	18 to 24	11.0%	7.6%
	25 to 44	21.0%	23.3%
	45 to 64	24.5%	25.0%
	65 and over	16.6%	15.1%
Race & Ethnicity	Hispanic or Latino	7.5%	15.2%
	American Indian or Alaskan Native	0.0%	0.2%
	Asian	39.7%	33.9%
	Black or African American	2.3%	5.0%
	Native Hawaiian or Pacific Islander	0.1%	0.3%
	White	44.1%	40.6%
	Other	0.6%	0.5%
	Multi-racial	5.6%	4.3%
Poverty	Below Federal Poverty Level	9.1%	10.9%
Insurance	Uninsured	3.5%	4.3%
Highest Education	High School Graduate or Equivalent	18.7%	23.8%
	Bachelor's Degree	37.8%	34.3%
	Graduate or Professional Degree	24.3%	22.8%
Language	Primary Language Other Than English	Asian/Pacificislander: 24.9% IndoEuropean: 1.6% Spanish: 0.8%	Asian/Pacificislander: 14.5% IndoEuropean: 1.4% Spanish: 4.1%
Homeless	Youth	28	1,145
	General	162	8,035

Note: Shaded values indicate where a district may have a higher proportion than SF overall.






# ZIP Code Data



Lower rates of pre-term births than SF overall.

Lower rate of hospitalizations for alcohol, drugs, depression, and self-injury than SF overall.

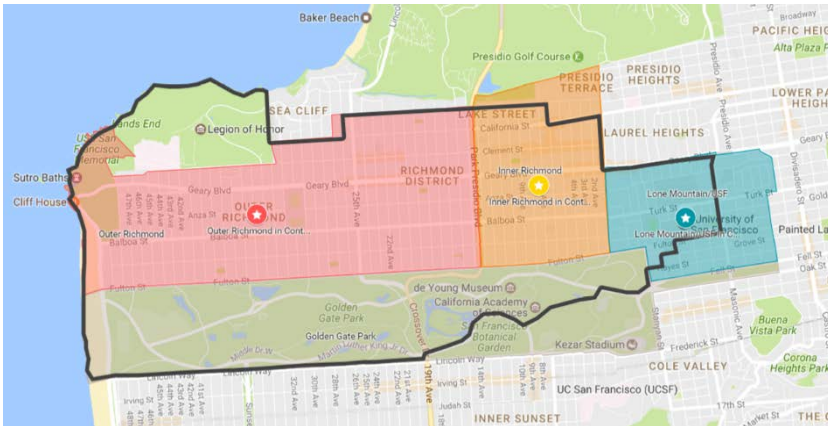
Lower rates of ER visits for all causes compared to SF overall.

Indicator	94118 	94121 	94122 	SF
<b>WOMEN'S HEALTH</b>				
Pre-Term Births (Before 37wks)	7.6%	7.9%	7.8%	8.2%
Live Births To Women With Gestational Diabetes	--	--	--	5.6
<b>HOSPITALIZATIONS BY CAUSE (PER 10,000 POPULATION)</b>				
Alcohol Abuse	3.1	4.4	4.64	11.0
All drugs	2.1	2.2	2.01	4.4
Opioids	--	--	--	1.5
Depression	10.0	10.2	9.39	12.1
Self-injury	1.9	2.5	2.55	3.4
Asthma	--	--	--	7.1
COPD	--	--	--	8.7
Diabetes	--	--	--	11.4
Heart failure	--	--	--	23.1
Hypertension	--	--	--	7.8
<b>ER VISITS BY CAUSE (PER 10,000 POPULATION)</b>				
Preventable ER Visits	167.6	183.6	139.59	275.6
Alcohol Abuse	16.7	19.3	17.00	31.3
All drugs	7.7	8.8	6.35	29.9
Opioids	1.1	1.8	1.04	5.6
Depression	8.7	10.3	9.24	19.9
Self-injury	3.0	4.1	3.81	5.7
Assault	15.8	18.2	14.53	47.90
Asthma	16.7	19.3	17.00	35.40
COPD	6.8	6.5	5.31	17.80
Diabetes	5.1	5.7	5.45	12.70
Influenza or Pneumonia	6.5	6.8	4.80	9.00
Heart failure	2.3	3.0	2.52	5.50
Hypertension	6.7	7.8	8.55	12.40

Note: Within the tables, there is shading to show indicators that perform better than the SF average. No shading indicates that the indicators are either not comparable or are performing at/lower than the SF average.



# Neighborhood Data



Mortality rates for the Inner and Outer Richmond are **among the lowest** in SF.

81% higher rate of severe and fatal transportation injuries in Golden Gate Park than SF overall.

Drug crime rates are among the lowest in SF for listed neighborhoods.

Indicator	Golden Gate Park	Inner Richmond	Lincoln Park	Lone Mountain/USF	Outer Richmond	SF
Life Expectancy	--	85.6	--	82.7	85.2	83.1
Mortality Rate	--	421.0	--	535.4	441.2	552.4

## CRIME & SAFETY

Drug Crime Rate (Per 1,000 Population)	--	0.4	-	0.6	0.5	2.3
Property Crime Rate (Per 1,000 Population)	--	40.7	65.6	43.8	31.4	67.7
Violent Crime Rate (Per 1,000 Population)	--	5.6	-	8.3	5.1	17.4
Severe & Fatal Transportation Injuries (Per 100 Road Miles)	179.9	123.7	31.8	103.5	73.9	99.25

Note: Within the tables, there is shading to show indicators that perform better than the SF average. No shading indicates that the indicators are either not comparable or are performing at/lower than the SF average.



# Additional Information

## The San Francisco Health Commission

The Health Commission is SFPDH's governing and policy-making body. Appointed by the Mayor, the Health Commission controls the City and County hospitals, monitors & regulates emergency medical services, and all matters relating to promoting and protecting the health of San Francisco residents. The Health Commission meets every 1<sup>st</sup> & 3<sup>rd</sup> Tuesday of each month at 4 pm. For more information, please contact Mark Morewitz, Health Commission Secretary at Mark.morewitz@sfdph.org or (415) 554-2666.



**Dan Bernal**  
President



**Laurie Green, MD**  
Vice President




**Edward A. Chow,**  
MD




**Susan Belinda**  
Christian, J.D.



**Cecilia Chung**



**Suzanne Giraud,**  
Ph.D.



**Tessie M. Guillermo**

## SFPDH Hospitals – Part of the SF Health Network



### Laguna Honda Hospital & Rehabilitation Center

Located on a 62-acre campus in the heart of the city, Laguna Honda is one of the largest skilled nursing facilities in the United States and represents one of the most extensive commitments by any city or county to therapeutic care for seniors and adults with disabilities.

- The only dedicated skilled nursing facility for HIV/AIDS in the San Francisco Bay Area.
- A nationally-recognized program for people with Alzheimer's and other dementias.
- Complex care for people with multiple diagnoses.



### Priscilla Chan & Mark Zuckerberg San Francisco General Hospital & Trauma Center

Zuckerberg San Francisco General Hospital and Trauma Center (ZSFG) is the only Level One trauma center in San Francisco and Northern San Mateo County and provides life-saving medical care to the 1.5 million adults and children of San Francisco and Northern San Mateo County.

- Recognized for excellence in care
- International Leader in HIV/AIDS care
- Patient Care in 20+ languages
- Expert doctors connected to UCSF

## Resources

San Francisco Department of Public Health (SFPDH): <https://www.sfdph.org>

Population Health Division: <http://www.sfpd.org>

San Francisco Health Network: <http://sfhealthnetwork.org>

Laguna Honda Hospital and Rehabilitation Center: <http://lagunahonda.org>

ZSFG Hospital and Trauma Center: <http://zuckerbergsanfranciscogeneral.org/>

SFPDH Annual Report: <https://www.sfdph.org/dph/comupg/aboutdph/insideDept/OPP/docsreports.asp>

SF Health Commission: <https://www.sfdph.org/dph/comupg/aboutdph/hc/default.asp>