



District 2

Supervisory District Health Profile

The mission of the San Francisco Department of Public Health (SFPDH) is to protect and promote the health of all San Franciscans. SFPDH has two primary roles with two major divisions to fulfill its mission.

San Francisco Health Network (SFHN)



SFHN comprises the direct health services that SFPDH provides to thousands of insured and uninsured San Franciscans. SFHN is the city's only complete care system and includes:

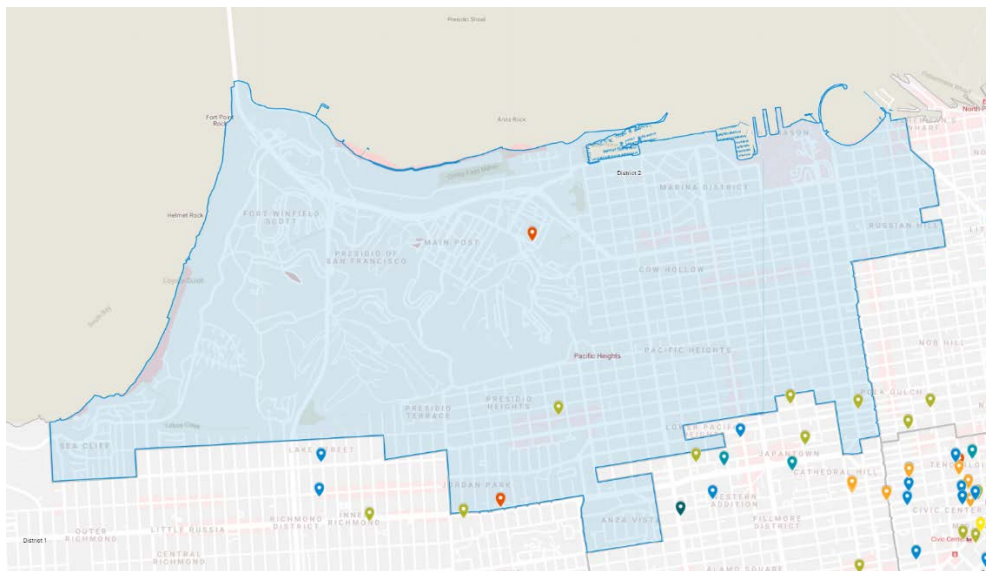
- Zuckerberg San Francisco Hospital and Trauma Center (ZSFG)
- Laguna Honda Hospital and Rehabilitation Center (LHH)
- Behavioral Health Services: Mental Health & Substance Abuse
- Primary Care clinics

Population Health Division (PHD)



PHD addresses public health concerns, including customer safety, health promotion and prevention. PHD implements public health interventions, inspects restaurants, completes data analyses and research, and more.

SFPDH Health Services



SERVICE TYPE	ORGANIZATION	ADDRESS	WEBSITE
Behavioral Health	Family Service Agency of SF/Felton Institute	1500 Franklin St.	www.felton.org
	Huckleberry Youth Program	3310 Geary Blvd.	www.huckleberryyouth.org
Primary Care	Tides Center	1012 Torney Ave	www.tide.org



District Data



Fewer residents ages 5 to 24 than SF average.

Residents **identifying as white** are the only racial group that meet or exceed SF average.

District with the **smallest share of residents living below poverty**.

District with the **lowest uninsured rate**.

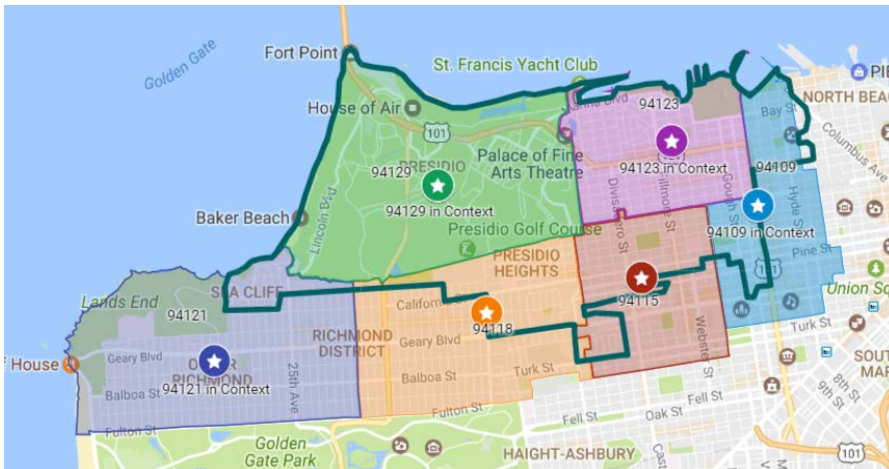
District with the highest share of residents with a **Bachelor's degree or higher**.

CATEGORY	INDICATOR	DISTRICT	SF TOTAL
Population	Total	67,463	870,044
Sex & Gender	Male	48%	51.0%
	Female	52%	49.0%
Age	Under 5	5.1%	4.5%
	Under 15	11%	11.5%
	Under 18	12.2%	13.4%
	18 to 24	5.9%	7.6%
	25 to 44	31.9%	23.3%
	45 to 64	20.3%	25.0%
	65 and over	14.1%	15.1%
Race & Ethnicity	Hispanic or Latino	5.1%	15.2%
	American Indian or Alaskan Native	0.1%	0.2%
	Asian	14.6%	33.9%
	Black or African American	1.2%	5.0%
	Native Hawaiian or Pacific Islander	0.2%	0.3%
	White	72.8%	40.6%
	Other	0.4%	0.5%
	Multi-racial	3.7%	4.3%
Poverty	Below Federal Poverty Level	5.1%	10.7%
Insurance	Uninsured	1.7%	3.7%
Highest Education	High School Graduate or Equivalent	6.6%	23.8%
	Bachelor's Degree	48.4%	34.3%
	Graduate or Professional Degree	34.4%	24.3%
Language	Primary Language Other Than English	4.4%	20.1%
Homeless	Youth	32	1,145
	Total	171	8,035

Note: Shaded values indicate where a district may have a higher proportion than SF overall.



ZIP Code Data



Lowest rate of pre-term births in 94129.

Higher rates of hospitalization for opioids, depression, and self-injury in 94109 and 94115 than SF overall.

Higher rates of ER visits for nearly all causes in 94109 than SF overall.

★ 94109
 ★ 94115
 ★ 94118
 ★ 94121
 ★ 94123
 ★ 94129
 SF

Indicator

WOMEN'S HEALTH

Indicator	94109	94115	94118	94121	94123	94129	SF
Pre-Term Births (Before 37wks)	7.9%	8.6%	7.6%	7.9%	8.3%	5.4%	8.2%
Live Births To Women With Gestational Diabetes	6	4.1	--	--	--	--	5.6

HOSPITALIZATIONS BY CAUSE (PER 10,000 POPULATION)

Indicator	94109	94115	94118	94121	94123	94129	SF
Alcohol Abuse	7.2	9.0	3.1	4.4	3.0	--	11.0
All drugs	5.9	6.5	2.1	2.2	2.7	--	4.4
Opioids	2.0	2.4	--	--	--	--	1.5
Depression	14.7	15.6	10.0	10.2	6.8	--	12.1
Self-injury	5.1	5.2	1.9	2.5	--	--	3.4
Asthma	7.2	9.0	--	--	--	--	7.1
COPD	12.7	12.4	--	--	--	--	8.7
Diabetes	8.8	12.7	--	--	--	--	11.4
Heart Failure	1.5	1.3	--	--	--	--	23.1
Hypertension	22.1	26.0	--	--	--	--	7.8

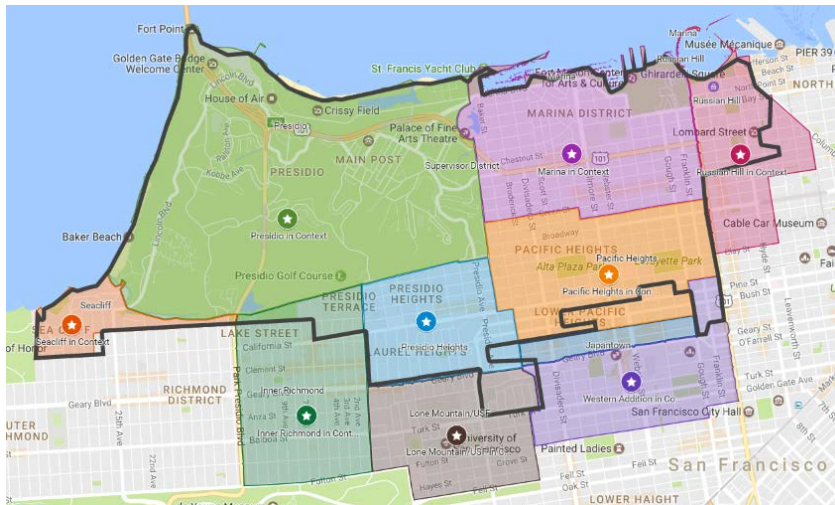
ER VISITS BY CAUSE (PER 10,000 POPULATION)

Indicator	94109	94115	94118	94121	94123	94129	SF
Preventable ER Visits	335.5	320.8	167.6	183.6	140.8	127.8	275.6
Alcohol Abuse	41.8	44.8	16.7	19.3	13.5	13.4	31.3
All drugs	35.9	21.0	7.7	8.8	8.9	--	29.9
Opioids	8.9	3.9	1.1	1.8	--	--	5.6
Depression	20.3	20.1	8.7	10.3	7.0	19.3	19.9
Self-injury	6.9	5.2	3.0	4.1	2.0	--	5.7
Assault	56.3	49.1	15.8	18.2	14.1	16.0	47.90
Asthma	41.8	44.8	16.7	19.3	13.5	--	35.40
COPD	24.8	23.7	6.8	6.5	6.6	--	17.80
Diabetes	11.5	18.3	5.1	5.7	4.7	--	12.70
Influenza or Pneumonia	10.4	9.2	6.5	6.8	5.3	--	9.00
Heart failure	6.1	6.8	2.3	3.0	2.5	--	5.50
Hypertension	14.1	17.1	6.7	7.8	6.4	--	12.40

Note: Within the tables, there is shading to show indicators that perform better than the SF average. No shading indicates that the indicators are either not comparable or are performing at/lower than the SF average.



Neighborhood Data



Seacliff has the 2nd highest life expectancy and 2nd lowest mortality rate in SF.

Presidio has the lowest property and violent crime rates in SF.

Severe and fatal transportation injuries are higher in all listed neighborhoods except for Seacliff.

Japantown and Western Addition have severe and fatal transportation injury rates that are more than 2x higher than SF overall.

Indicator	Inner Richmond	Japantown	Lone Mountain/USF	Marina	Pacific Heights	Presidio	Presidio Heights	Russian Hill	Seacliff	Western Addition	SF
Life Expectancy	85.6	--	82.7	86.6	82.1	67.3	85.5	83.8	88.1	78.9	83.1
Mortality Rate	421.0	637.5	535.4	401.3	581.5	424.5	431.3	490.3	353.6	688.8	552.4
CRIME & SAFETY											
Drug Crime Rate (Per 1,000 Population)	0.4	1.4	0.6	0.6	0.6	-	0.5	0.4	1.2	2.3	2.3
Property Crime Rate (Per 1,000 Population)	40.7	215.0	43.8	80.7	56.4	12.0	27.3	109.3	21.6	112.8	67.7
Violent Crime Rate (Per 1,000 Population)	5.6	15.9	8.3	8.2	6.5	1.6	4.2	7.9	2.4	19.6	17.4
Severe & Fatal Transportation Injuries (Per 100 Road Miles)	123.7	287.9	103.5	71.9	85.6	-	75.5	153.4	40.7	249.0	99.25

Note: Within the tables, there is shading to show indicators that perform better than the SF average. No shading indicates that the indicators are either not comparable or are performing at/lower than the SF average.



Additional Information

The San Francisco Health Commission

The Health Commission is SFPDH's governing and policy-making body. Appointed by the Mayor, the Health Commission controls the City and County hospitals, monitors & regulates emergency medical services, and all matters relating to promoting and protecting the health of San Francisco residents. The Health Commission meets every 1st & 3rd Tuesday of each month at 4 pm. For more information, please contact Mark Morewitz, Health Commission Secretary at Mark.morewitz@sfdph.org or (415) 554-2666.



Dan Bernal
President



Laurie Green, MD
Vice President




Edward A. Chow,
MD




Susan Belinda
Christian, J.D.



Cecilia Chung



Suzanne Giraud,
Ph.D.



Tessie M. Guillermo

SFPDH Hospitals – Part of the SF Health Network



Laguna Honda Hospital & Rehabilitation Center

Located on a 62-acre campus in the heart of the city, Laguna Honda is one of the largest skilled nursing facilities in the United States and represents one of the most extensive commitments by any city or county to therapeutic care for seniors and adults with disabilities.

- The only dedicated skilled nursing facility for HIV/AIDS in the San Francisco Bay Area.
- A nationally-recognized program for people with Alzheimer's and other dementias.
- Complex care for people with multiple diagnoses.



Priscilla Chan & Mark Zuckerberg San Francisco General Hospital & Trauma Center

Zuckerberg San Francisco General Hospital and Trauma Center (ZSFG) is the only Level One trauma center in San Francisco and Northern San Mateo County and provides life-saving medical care to the 1.5 million adults and children of San Francisco and Northern San Mateo County.

- Recognized for excellence in care
- International Leader in HIV/AIDS care
- Patient Care in 20+ languages
- Expert doctors connected to UCSF

Resources

San Francisco Department of Public Health (SFPDH): <https://www.sfdph.org>

Population Health Division: <http://www.sfpd.org>

San Francisco Health Network: <http://sfhealthnetwork.org>

Laguna Honda Hospital and Rehabilitation Center: <http://lagunahonda.org>

ZSFG Hospital and Trauma Center: <http://zuckerbergsanfranciscogeneral.org/>

SFPDH Annual Report: <https://www.sfdph.org/dph/comupg/aboutdph/insideDept/OPP/docsreports.asp>

SF Health Commission: <https://www.sfdph.org/dph/comupg/aboutdph/hc/default.asp>