



District 4

Supervisory District Health Profile

The mission of the San Francisco Department of Public Health (SFDPH) is to protect and promote the health of all San Franciscans. SFDPH has two primary roles with two major divisions to fulfill its mission.

San Francisco Health Network (SFHN)



SFHN comprises the direct health services that SFDPH provides to thousands of insured and uninsured San Franciscans. SFHN is the city's only complete care system and includes:

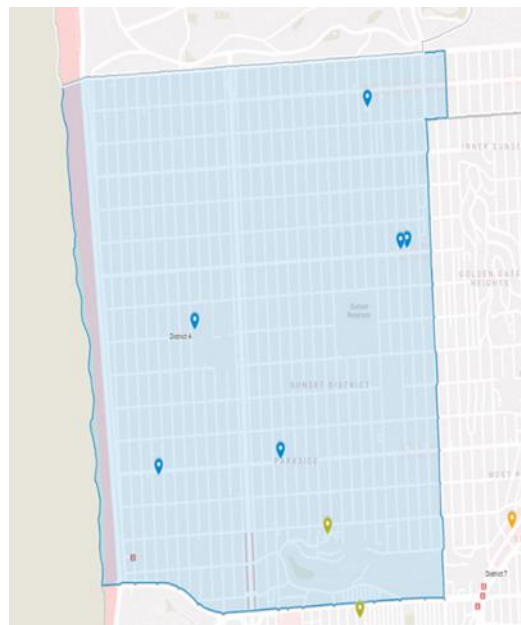
- Zuckerberg San Francisco Hospital and Trauma Center (ZSFG)
- Laguna Honda Hospital and Rehabilitation Center (LHH)
- Behavioral Health Services: Mental Health & Substance Abuse
- Primary Care clinics

Population Health Division (PHD)



PHD addresses public health concerns, including customer safety, health promotion and prevention. PHD implements public health interventions, inspects restaurants, completes data analyses and research, and more.

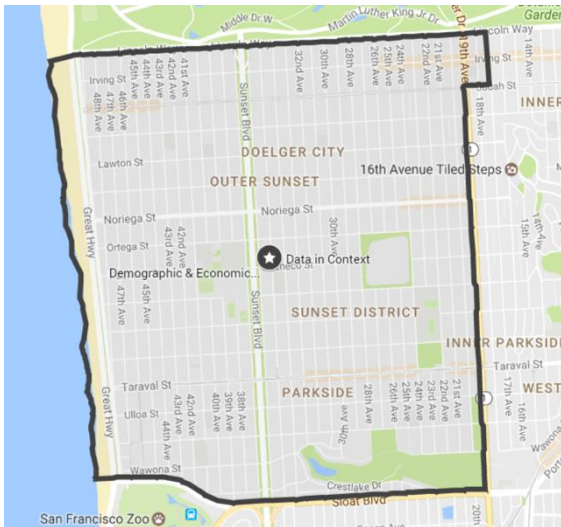
SFDPH Health Services



SERVICE TYPE	ORGANIZATION	ADDRESS	WEBSITE
Behavioral Health Services	Edgewood Center for Children and Families	1801 Vicente Ave.	www.carekenisis.com
	Sunset Mental Health	1990 41 st Ave.	www.sf.goso.org
Healthcare Services	North East Medical Services (NEMS)	1400 Noriega St. 1450 Noriega St. 3431 Taraval St. 2308 Taraval St.	www.nems.org
	Ocean Park Health Center	1351 24 th Ave.	www.sfhealthnetwork.org



District Data



District with the largest proportion of residents aged 65 years and older.

More residents aged 5-17 years than SF average.

District with the largest proportion of residents identifying as Asian.

District with the smallest proportion of residents identifying as Black or African American.

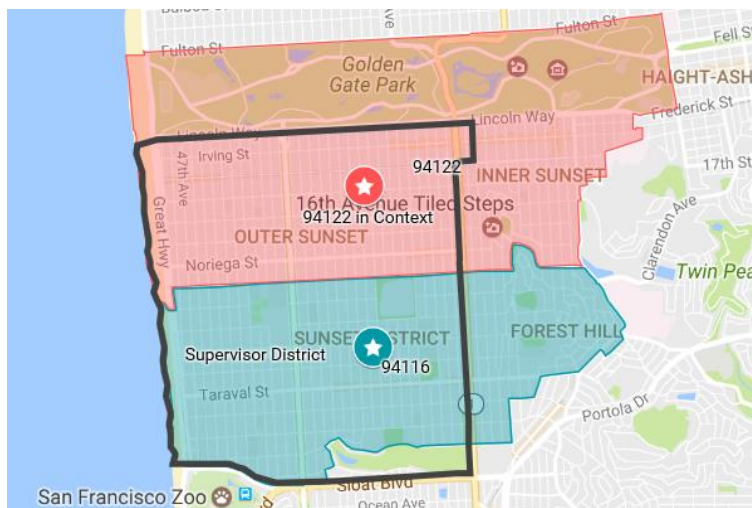
District with the 2nd highest proportion of residents speaking Korean or Chinese as their primary language.

CATEGORY	INDICATOR	DISTRICT	SF TOTAL
Population	Total	78,549	870,044
Sex & Gender	Male	49.2%	51.0%
	Female	50.8%	49.0%
Age	Under 5	4.6%	4.5%
	Under 15	12.8%	11.5%
	Under 18	15.3%	13.4%
	18 to 24	6.1%	7.6%
	25 to 44	18.7%	23.3%
	45 to 64	27.0%	25.0%
	65 and over	19.2%	15.1%
Race & Ethnicity	Hispanic or Latino	7.6%	15.2%
	American Indian or Alaskan Native	0.1%	0.2%
	Asian	53.6%	33.9%
	Black or African American	1.3%	5.0%
	Native Hawaiian or Pacific Islander	0.4%	0.3%
	White	31.0%	40.6%
	Other	0.2%	0.5%
	Multi-racial	5.7%	4.3%
Poverty	Below Federal Poverty Level	7.7%	10.7%
Insurance	Uninsured	3.8%	3.7%
Highest Education	High School Graduate or Equivalent	25.9%	23.8%
	Bachelor's Degree	34.7%	34.3%
	Graduate or Professional Degree	15.8%	24.3%
Language	Primary Language Other Than English	27.6%	20.1%
Homeless	Youth	8	1,145
	Total	34	8,035

Note: Shaded values indicate where a district may have a higher proportion than SF overall.



ZIP Code Data



Pre-term birth rates are lower in both ZIP codes than in SF overall.

Rates of hospitalizations and ER visits are lower for all causes in both ZIP codes compared to SF overall.

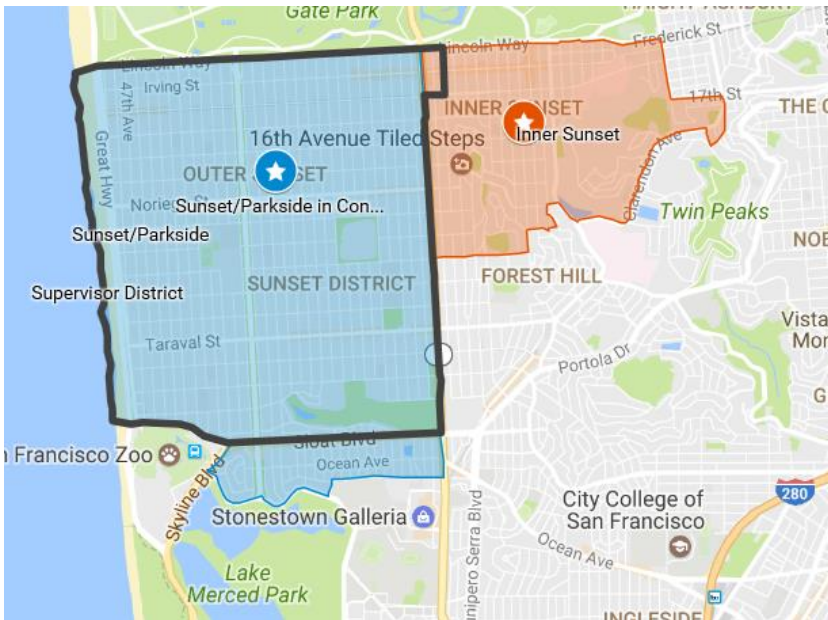
35.7% higher rate of births to mothers with gestational diabetes in 94116 than SF overall.

Indicator	94116	94122	SF
WOMEN'S HEALTH			
Pre-Term Births (Before 37wks)	7.79	7.8	8.2%
Live Births To Women With Gestational Diabetes	7.6	-	5.6
HOSPITALIZATIONS BY CAUSE (PER 10,000 POPULATION)			
Alcohol Abuse	4.48	4.64	11.0
All drugs	2.33	2.01	4.4
Opioids	1.23	-	1.5
Depression	11.47	9.39	12.1
Self-injury	3.41	2.55	3.4
Asthma	4.48	-	7.1
COPD	7.18	-	8.7
Diabetes	8.94	-	11.4
Heart Failure	15.69	-	23.1
Hypertension	7.91	-	7.8
ER VISITS BY CAUSE (PER 10,000 POPULATION)			
Preventable ER Visits	140.52	139.59	275.6
Alcohol Abuse	18.82	17.00	31.3
All drugs	7.32	6.35	29.9
Opioids	1.72	1.04	5.6
Depression	8.71	9.24	19.9
Self-injury	5.14	3.81	5.7
Assault	14.48	14.53	47.90
Asthma	18.82	17.00	35.40
COPD	6.78	5.31	17.80
Diabetes	4.81	5.45	12.70
Influenza or Pneumonia	5.52	4.80	9.00
Heart failure	2.59	2.52	5.50
Hypertension	7.14	8.55	12.40

Note: Within the tables, there is shading to show indicators that perform better than the SF average. No shading indicates that the indicators are either not comparable or are performing at/lower than the SF average.



Neighborhood Data



Drug crime rates are the 2nd lowest in Sunset/Parkside. The neighborhood is in the Top 5 for lowest crime rates across all types.

Inner Sunset has the highest life expectancy in SF.

30% lower mortality rate in Inner Sunset, and 21% lower in Sunset/Parkside than SF overall.

Indicator	Sunset/ Parkside	Inner Sunset	SF
Life Expectancy	88.2	85.3	83.1
Mortality Rate	388.5	436.8	552.4
CRIME & SAFETY			
Drug Crime Rate (Per 1,000 Population)	0.6	0.3	2.3
Property Crime Rate (Per 1,000 Population)	23.9	15.7	67.7
Violent Crime Rate (Per 1,000 Population)	4.9	4.6	17.4
Severe & Fatal Transportation Injuries (Per 100 Road Miles)	37.1	40.9	99.25


Note: Within the tables, there is shading to show indicators that perform better than the SF average. No shading indicates that the indicators are either not comparable or are performing at/lower than the SF average.



Additional Information

The San Francisco Health Commission

The Health Commission is SFPDH's governing and policy-making body. Appointed by the Mayor, the Health Commission controls the City and County hospitals, monitors & regulates emergency medical services, and all matters relating to promoting and protecting the health of San Francisco residents. The Health Commission meets every 1st & 3rd Tuesday of each month at 4 pm. For more information, please contact Mark Morewitz, Health Commission Secretary at Mark.morewitz@sfdph.org or (415) 554-2666.



Dan Bernal
President



Laurie Green, MD
Vice President




Edward A. Chow,
MD




Susan Belinda
Christian, J.D.



Cecilia Chung



Suzanne Giraud,
Ph.D.



Tessie M. Guillermo

SFPDH Hospitals – Part of the SF Health Network



Laguna Honda Hospital & Rehabilitation Center

Located on a 62-acre campus in the heart of the city, Laguna Honda is one of the largest skilled nursing facilities in the United States and represents one of the most extensive commitments by any city or county to therapeutic care for seniors and adults with disabilities.

- The only dedicated skilled nursing facility for HIV/AIDS in the San Francisco Bay Area.
- A nationally-recognized program for people with Alzheimer's and other dementias.
- Complex care for people with multiple diagnoses.



Priscilla Chan & Mark Zuckerberg San Francisco General Hospital & Trauma Center

Zuckerberg San Francisco General Hospital and Trauma Center (ZSFG) is the only Level One trauma center in San Francisco and Northern San Mateo County and provides life-saving medical care to the 1.5 million adults and children of San Francisco and Northern San Mateo County.

- Recognized for excellence in care
- International Leader in HIV/AIDS care
- Patient Care in 20+ languages
- Expert doctors connected to UCSF

Resources

San Francisco Department of Public Health (SFPDH): <https://www.sfdph.org>

Population Health Division: <http://www.sfpd.org>

San Francisco Health Network: <http://sfhealthnetwork.org>

Laguna Honda Hospital and Rehabilitation Center: <http://lagunahonda.org>

ZSFG Hospital and Trauma Center: <http://zuckerbergsanfranciscogeneral.org/>

SFPDH Annual Report: <https://www.sfdph.org/dph/comupg/aboutdph/insideDept/OPP/docsreports.asp>

SF Health Commission: <https://www.sfdph.org/dph/comupg/aboutdph/hc/default.asp>