



District 6

Supervisory District Health Profile

The mission of the San Francisco Department of Public Health (SFDPH) is to protect and promote the health of all San Franciscans. SFDPH has two primary roles with two major divisions to fulfill its mission.

San Francisco Health Network (SFHN)



SFHN comprises the direct health services that SFDPH provides to thousands of insured and uninsured San Franciscans. SFHN is the city's only complete care system and includes:

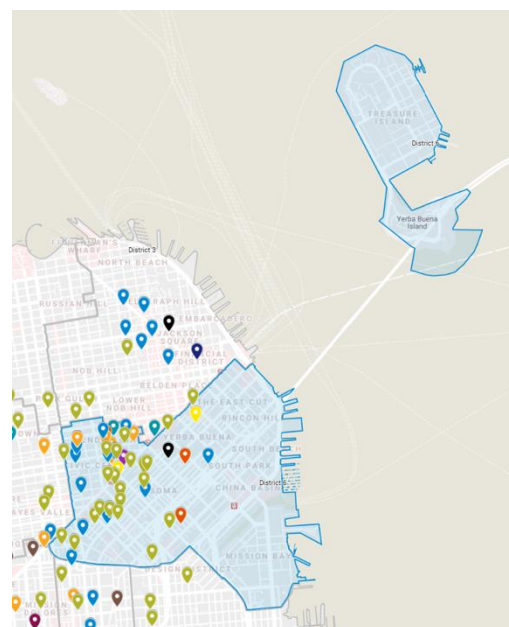
- Zuckerberg San Francisco Hospital and Trauma Center (ZSFG)
- Laguna Honda Hospital and Rehabilitation Center (LHH)
- Behavioral Health Services: Mental Health & Substance Abuse
- Primary Care Clinics

Population Health Division (PHD)



PHD addresses public health concerns, including customer safety, health promotion and prevention. PHD implements public health interventions, inspects restaurants, completes data analyses and research, and more.

SFDPH Health Services

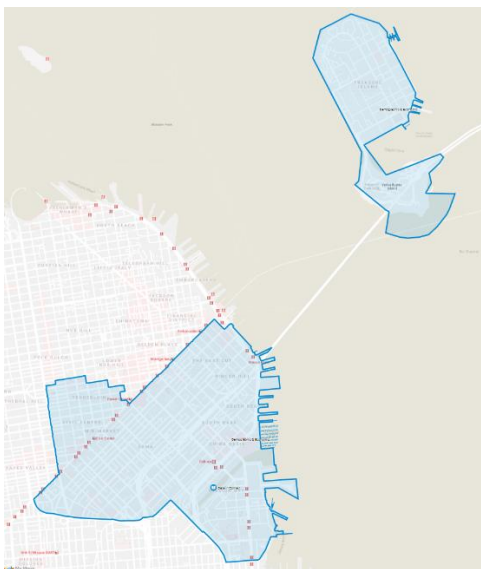


SERVICE TYPE	ORGANIZATION	ADDRESS	WEBSITE
Behavioral Health	PRC Baker Places Inc.	1000 Brannan St. Ste.401 170 9 th St.	www.prcsf.org
	California Institute of Integral Studies	1453 Mission St. 4 th Fl.	www.ciis.edu
	BAART Community Health Center	1145 Market St. 10 th Fl.	www.carf.org
	Center for Open Recovery	1170 Market St. 6 th Fl.	www.openrecovery.org
	Community Forward SF	1171 Mission St.	www.communityforwardsf.org
	Conard House	1385 Mission St.	www.conardhouse.org
	Episcopal Community Service of SF	106 6 th St. 705 Natoma St.	www.ecs-sf.org
	St. James Infirmary	234 Eddy St. 4 th Fl.	www.stjamesinfirmary.org
	Swords To Plowshares	1060 Howard St. Ste.313	www.swords-to-plowshares.org
	Youth Leadership Institute	209 9 th St. 28 2 nd St. Ste.400	www.yli.org
	Fort Help LLC	915 Bryant St.	www.recovery.org
	Harm Reduction Coalition	117 6 th St.	www.harmreduction.org
	Larkin St. Youth Services	134 Golden Gate Ave.	www.larkinstreetyouth.org
	SF AIDS Foundation	1035 Market St. Ste.400	www.sfaf.org
SF Suicide Prevention	785 Market St.1150	www.sfsuicide.org	
Health & Wellness	SF Community Health Center	730 Polk St.	www.sfcommunityhealth.org
	GLIDE Foundation	434 Ellis St.	www.glide.org
	Behavioral Health Access Services	1380 Howard St.	sf-goso.org

SERVICE TYPE	ORGANIZATION	ADDRESS	WEBSITE
	Central City Older Adults Clinic	1563 Mission St.	www.hospitalityhouse.org
	Community Justice Center/Violence Intervention Program	555 Polk St.	www.violenceprevention.sf.gov
	Comprehensive Crisis	3801 3 rd St.	www.bayviewmagic.org
	Foster Care Mental Health and Crisis Services	3801 3 rd St.	www.sf-goso.org
	Curry Senior Center	333 Turk St.	www.curryseniorcenter.org
	Health RIGHT 360	1563 Mission St.	www.healthright360.org
	PRC Integrated Service Center	170 9 th St.	www.prcsf.org
	Medical Respite and Sobering Center	1171 Mission St.	www.sfsoberingcenter.com
	North East Medical Services (NEMS)	518 Ellis St. 650 Polk St.	www.nems.org
	South of Market Health Center	229 7 th St.	www.smhcsf.org
	South of Market Mental Health Center	760 Harrison St.	www.smhcsf.org
	St. Anthony's Medical Clinic	150 Golden Gate Ave.	https://www.stanthonysf.org
	Tenderloin Health Services	330 Ellis St.	https://www.sfccc.org
	Tom Waddell Urban Health Clinic	230 Golden Gate Ave.	https://www.sfhealthnetwork.org
	Tom Waddell Urgent Care	50 Ivy St.	https://www.sfhealthnetwork.org
	Immigration Institute of The Bay Area	1111 Market St. 4 th Fl. 657 Mission St. Apt.301	https://www.iibayarea.org
Homeless & Housing	Community Housing Partnership	20 Jones St. Ste.200	www.chp-sf.org
	Project Open Hand	730 Polk St. 3 rd Fl.	www.openhand.org
Legal Services	AIDS Legal Referral Panel	1663 Mission St. Ste.500	www.alrp.org
Social Services	Catholic Charities	990 Eddy St.	www.catholiccharitiessf.org
	Central City Hospitality House	288 Turk St. 290 Turk St.	www.hospitalityhouse.org
	Lutheran Social Services	191 Golden Gate Ave. 410 Eddy St.	https://www.lssnorcal.org
	Shanti Project	730 Polk St. 3 rd Fl.	www.shanti.org
	Southeast Asian Development Center	166 Eddy St.	www.seadcenter.org
Youth Services	Center on Juvenile & Criminal Justice	40 Boardman Pl.	www.cjci.org
	Larkin St. Youth Services	501 Ellis St. Room 2	www.larkinstreetyouth.org
	The Salvation Army	832 Folsom St. 6 th Fl.	www.sanfrancisco.salvationarmy.org
Oral Health	University of The Pacific School of Dentistry	155 5 th St.	www.dental.pacific.edu/dental



District Data



District with the **largest disparity** between ratio of female and male residents.

District with the **2nd lowest** proportion of children aged 0 to 14 years.

District with the **2nd largest** proportion of **Black or African American and American Indian or Alaska Native** residents.

District with the **highest** proportion of residents living below poverty, and **more than double SF average**.

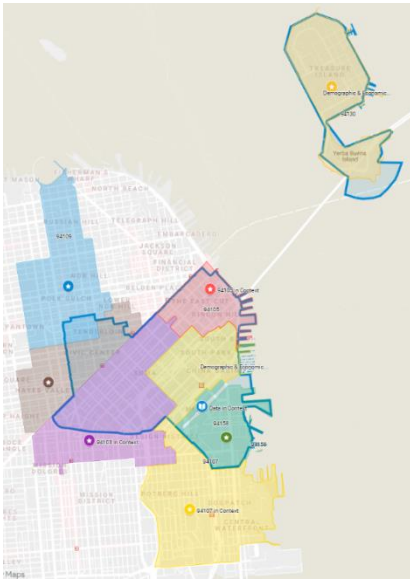
Residents are **more likely** to speak a language other than English compared to SF average.

CATEGORY	INDICATOR	DISTRICT	SF TOTAL
Population	Total	107,510	870,044
Sex & Gender	Male	57.1%	51.0%
	Female	42.9%	49.0%
Age	Under 5	3.5%	4.5%
	Under 15	7.9%	11.5%
	Under 18	9.2%	13.4%
	18 to 24	7.5%	7.6%
	25 to 44	27.7%	23.3%
	45 to 64	24.9%	25.0%
	65 and over	12.2%	15.1%
Race & Ethnicity	Hispanic or Latino	19.6%	15.2%
	American Indian or Alaskan Native	0.1%	0.2%
	Asian	31.8%	33.9%
	Black or African American	7.0%	5.0%
	Native Hawaiian or Pacific Islander	0.4%	0.3%
	White	36.2%	40.6%
	Other	0.9%	0.5%
	Multi-racial	4.0%	4.3%
Poverty	Below Federal Poverty Level	18.7%	10.7%
Insurance	Uninsured	N/A	3.7%
Highest Education	High School Graduate or Equivalent	26.2%	23.8%
	Bachelor's Degree	31.8%	34.3%
	Graduate or Professional Degree	22.4%	24.3%
Language	Primary Language Other Than English	21.1%	20.1%
Homeless	Youth	439	1,145
	Total	3656	8,035

Note: Shaded values indicate where a district may have a higher proportion than SF overall.



ZIP Code Data



Rates of hospitalizations and ER visits in 94102, 94103, and 94130 are among the highest for nearly all causes in SF.

Hospitalization rates for opioids are higher in all listed ZIP codes than SF overall.

Pre-term birth rates are higher in 94102, 94103, and 94107 than in SF overall.

25% lower rates of births to mothers with gestational diabetes in 94105 and 94107 than SF overall.



Indicator

94102 94103 94105 94107 94109 94130 94158 SF

WOMEN'S HEALTH

Indicator	94102	94103	94105	94107	94109	94130	94158	SF
Pre-Term Births (Before 37wks)	7.9%	8.6%	7.6%	7.9%	8.3%	5.4%	--	8.2%
Live Births To Women With Gestational Diabetes	6%	4.1%	--	--	--	--	--	5.6

HOSPITALIZATIONS BY CAUSE (PER 10,000 POPULATION)

Cause	94102	94103	94105	94107	94109	94130	94158	SF
Alcohol Abuse	17.98	16.22	--	7.83	7.2	44.74	--	11.0
All drugs	15.88	17.85	--	4.32	5.9	--	--	4.4
Opioids	6.85	7.20	--	1.80	2.0	--	--	1.5
Depression	30.34	28.23	15.59	11.31	14.7	22.42	10.69	12.1
Self-injury	13.06	14.06	--	1.72	5.1	--	--	3.4
Asthma	17.98	16.22	17.98	34.38	24.71	59.01	18.24	7.1
COPD	34.38	29.36	16.22	29.36	25.90	55.78	16.28	8.7
Diabetes	24.71	25.90	--	--	8.66	20.29	--	11.4
Heart Failure	3.31	3.55	7.83	10.45	12.21	20.95	5.20	23.1
Hypertension	59.01	55.78	7.2	12.7	8.8	22.1	5.7	7.8

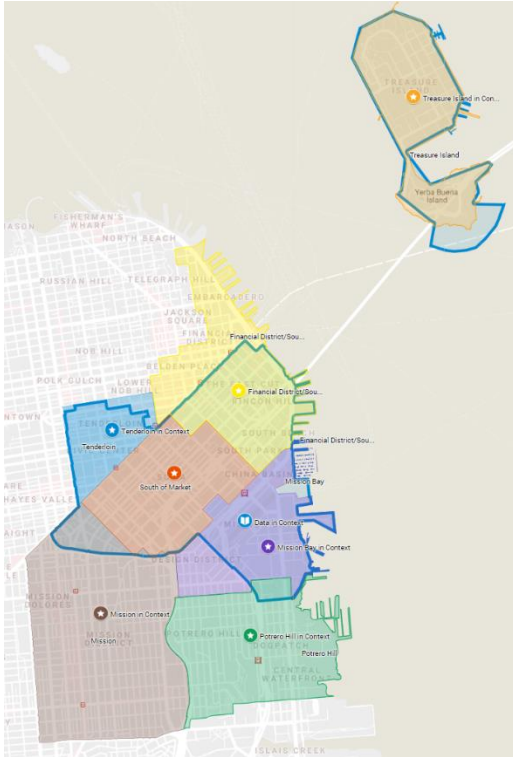
ER VISITS BY CAUSE (PER 10,000 POPULATION)

Cause	94102	94103	94105	94107	94109	94130	94158	SF
Preventable ER Visits	711.30	642.19	261.21	234.97	335.5	883.56	277.23	275.6
Alcohol Abuse	103.11	88.22	29.56	30.94	41.8	214.26	18.01	31.3
All drugs	139.42	117.30	29.66	18.65	35.9	34.07	10.55	29.9
Opioids	32.61	29.72	7.98	3.39	8.9	--	--	5.6
Depression	102.04	81.43	20.49	13.38	20.3	43.82	10.34	19.9
Self-injury	24.69	20.54	--	4.64	6.9	--	--	5.7
Assault	203.72	171.62	55.99	47.90	56.3	96.59	20.33	47.90
Asthma	103.11	88.22	--	30.94	41.8	214.26	--	35.40
COPD	83.24	61.27	18.22	12.24	24.8	69.35	--	17.80
Diabetes	38.00	36.64	8.85	10.94	11.5	63.80	--	12.70
Influenza or Pneumonia	15.46	14.82	--	8.56	10.4	--	--	9.00
Heart failure	20.51	14.47	--	4.68	6.1	--	--	5.50
Hypertension	28.75	27.63	11.32	11.56	14.1	54.78	17.43	12.40

Note: Within the tables, there is shading to show indicators that perform better than the SF average. No shading indicates that the indicators are either not comparable or are performing at/lower than the SF average.



Neighborhood Data



Financial District/South Beach has the **3rd highest life expectancy**.

Treasure Island has the **lowest mortality rate** in SF, but the **6th lowest life expectancy**.

Tenderloin and SoMa have the **3rd and 4th lowest life expectancy**, respectively. They also have the **2nd and 4th highest mortality rates**.

Highest drug and violent crime rates and transportation injuries are in Tenderloin and SoMa

Highest property and violent crime rates are in SoMa and Financial District/South Beach.

Indicator	Financial District/South Beach	Mission Bay	SoMa	Tenderloin	Treasure Island	SF	
Life Expectancy	87.9	82.0	85.6	76.2	73.6	77.7	83.1
Mortality Rate	415.9	560.3	370.1	804.8	936.1	262.4	552.4

CRIME & SAFETY

Drug Crime Rate (Per 1,000 Population)	2.3	4.5	2.6	19.2	22.8	-	2.3
Property Crime Rate (Per 1,000 Population)	300.3	94.9	78.6	375.0	115.4	24.3	67.7
Violent Crime Rate (Per 1,000 Population)	57.4	39.6	13.2	91.8	64.6	9.1	17.4
Severe & Fatal Transportation Injuries (Per 100 Road Miles)	227.3	229.7	76.2	359.9	598.5	5.1	99.25


Note: Within the tables, there is shading to show indicators that perform better than the SF average. No shading indicates that the indicators are either not comparable or are performing at/lower than the SF average



Additional Information

The San Francisco Health Commission

The Health Commission is SFPDH's governing and policy-making body. Appointed by the Mayor, the Health Commission controls the City and County hospitals, monitors & regulates emergency medical services, and all matters relating to promoting and protecting the health of San Francisco residents. The Health Commission meets every 1st & 3rd Tuesday of each month at 4 pm. For more information, please contact Mark Morewitz, Health Commission Secretary at Mark.morewitz@sfdph.org or (415) 554-2666.



Dan Bernal
President



Laurie Green, MD
Vice President




Edward A. Chow,
MD




Susan Belinda
Christian, J.D.



Cecilia Chung



Suzanne Giraud,
Ph.D.



Tessie M. Guillermo

SFPDH Hospitals – Part of the SF Health Network



Laguna Honda Hospital & Rehabilitation Center

Located on a 62-acre campus in the heart of the city, Laguna Honda is one of the largest skilled nursing facilities in the United States and represents one of the most extensive commitments by any city or county to therapeutic care for seniors and adults with disabilities.

- The only dedicated skilled nursing facility for HIV/AIDS in the San Francisco Bay Area.
- A nationally-recognized program for people with Alzheimer's and other dementias.
- Complex care for people with multiple diagnoses.



Priscilla Chan & Mark Zuckerberg San Francisco General Hospital & Trauma Center

Zuckerberg San Francisco General Hospital and Trauma Center (ZSFG) is the only Level One trauma center in San Francisco and Northern San Mateo County and provides life-saving medical care to the 1.5 million adults and children of San Francisco and Northern San Mateo County.

- Recognized for excellence in care
- International Leader in HIV/AIDS care
- Patient Care in 20+ languages
- Expert doctors connected to UCSF

Resources

San Francisco Department of Public Health (SFPDH): <https://www.sfdph.org>

Population Health Division: <http://www.sfpd.org>

San Francisco Health Network: <http://sfhealthnetwork.org>

Laguna Honda Hospital and Rehabilitation Center: <http://lagunahonda.org>

ZSFG Hospital and Trauma Center: <http://zuckerbergsanfranciscogeneral.org/>

SFPDH Annual Report: <https://www.sfdph.org/dph/comupg/aboutdph/insideDept/OPP/docsreports.asp>

SF Health Commission: <https://www.sfdph.org/dph/comupg/aboutdph/hc/default.asp>