



District 7

Supervisory District Health Profile

The mission of the San Francisco Department of Public Health (SFPDH) is to protect and promote the health of all San Franciscans. SFPDH has two primary roles with two major divisions to fulfill its mission.

San Francisco Health Network (SFHN)



SFHN comprises the direct health services that SFPDH provides to thousands of insured and uninsured San Franciscans. SFHN is the city's only complete care system and includes:

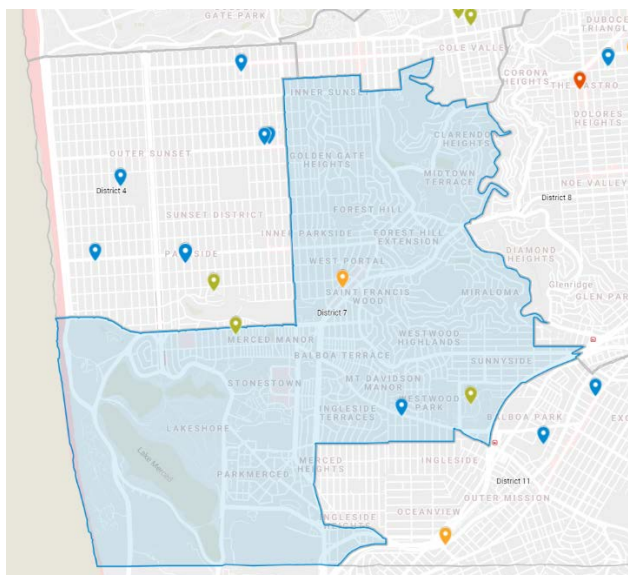
- Zuckerberg San Francisco Hospital and Trauma Center (ZSFG)
- Laguna Honda Hospital and Rehabilitation Center (LHH)
- Behavioral Health Services: Mental Health & Substance Abuse
- Primary Care clinics

Population Health Division (PHD)



PHD addresses public health concerns, including customer safety, health promotion and prevention. PHD implements public health interventions, inspects restaurants, completes data analyses and research, and more.

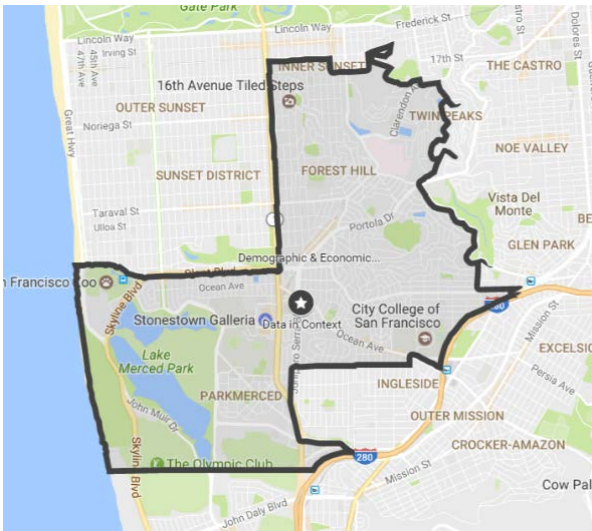
SFPDH Health Services



SERVICE TYPE	ORGANIZATION	ADDRESS	WEBSITE
Behavioral Health	Community Youth Center of San Francisco	36 Forest View Drive.	www.cycsf.org
Healthcare Services	OMI Family Center	1701 Ocean Ave.	http://sfresourceconnect.org
Social Services	Eldergivers	236 West Portal Ave. Ste.845	http://www.eldergivers.org



District Data



District with the **smallest** proportion of residents aged 25 to 44 years.

District with the **highest** proportion of residents aged 18 to 24 years.

District with the **2nd** highest proportion of residents aged 65+ years.

20% fewer residents live below poverty than SF average.

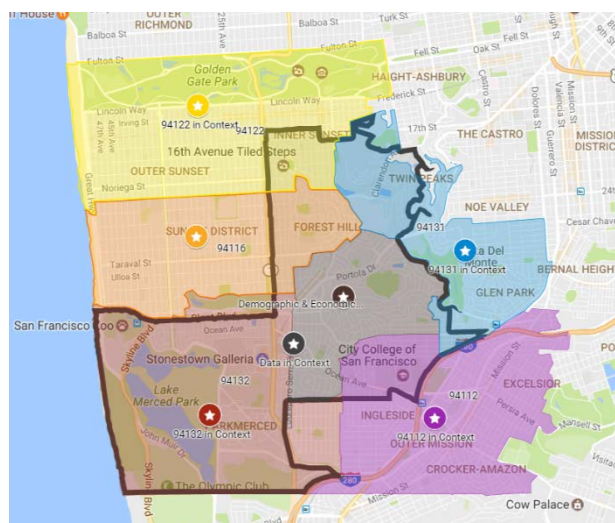
Residents are more likely to speak **German, Russian, Korean, Chinese, or Arabic** than SF overall.

CATEGORY	INDICATOR	DISTRICT	SF TOTAL
Population	Total	76,577	870,044
Sex & Gender	Male	48.8%	51.0%
	Female	51.2%	49.0%
Age	Under 5	4.4%	4.5%
	Under 15	12.9%	11.5%
	Under 18	15.3%	13.4%
	18 to 24	14.2%	7.6%
	25 to 44	14.8%	23.3%
	45 to 64	25.2%	25.0%
	65 and over	18.5%	15.1%
Race & Ethnicity	Hispanic or Latino	12.0%	15.2%
	American Indian or Alaskan Native	0.1%	0.2%
	Asian	34.1%	33.9%
	Black or African American	3.9%	5.0%
	Native Hawaiian or Pacific Islander	0.2%	0.3%
	White	44.1%	40.6%
	Other	1.0%	0.5%
	Multi-racial	4.6%	4.3%
Poverty	Below Federal Poverty Level	8.9%	10.7%
Insurance	Uninsured	3.7%	3.7%
Highest Education	High School Graduate or Equivalent	14.7%	23.8%
	Bachelor's Degree	37.0%	34.3%
	Graduate or Professional Degree	29.3%	24.3%
Language	Primary Language Other Than English	13.6%	20.1%
Homeless	Youth	9	1,145
	Total	168	8,035

Note: Shaded values indicate where a district may have a higher proportion than SF overall.



ZIP Code Data




94131 has the **2nd** lowest rate of pre-term births in SF.

94122 and 94116 have the **lowest** rates of preventable ER visits.

94112 has the **highest** rate of births to mothers with gestational diabetes. 94114 and 94132 are in the top 7.

94112 has among the **highest** rates of hospitalization for asthma and diabetes.



Indicator

94112 94116 94122 94127 94131 94132 SF

WOMEN'S HEALTH

Indicator	94112	94116	94122	94127	94131	94132	SF
Pre-Term Births (Before 37wks)	8.81	7.79	7.80	8.05	6.98	7.98	8.2%
Live Births To Women With Gestational Diabetes	10.9	7.6	--	--	5.2	7.6	5.6

HOSPITALIZATIONS BY CAUSE (PER 10,000 POPULATION)

Indicator	94112	94116	94122	94127	94131	94132	SF
Alcohol Abuse	9.81	4.48	4.64	3.10	3.53	5.88	11.0
All drugs	2.68	2.33	2.01	3.59	2.85	2.98	4.4
Opioids	0.94	1.23	--	--	--	1.52	1.5
Depression	11.16	11.47	9.39	9.95	13.69	8.89	12.1
Self-injury	3.10	3.41	2.55	2.27	2.94	2.27	3.4
Asthma	9.81	4.48	--	--	3.53	5.88	7.1
COPD	6.07	7.18	--	--	3.21	2.85	8.7
Diabetes	13.32	8.94	--	--	6.95	8.11	11.4
Heart Failure	23.82	15.69	--	--	13.50	17.10	23.1
Hypertension	7.97	7.91	--	--	3.97	8.90	7.8

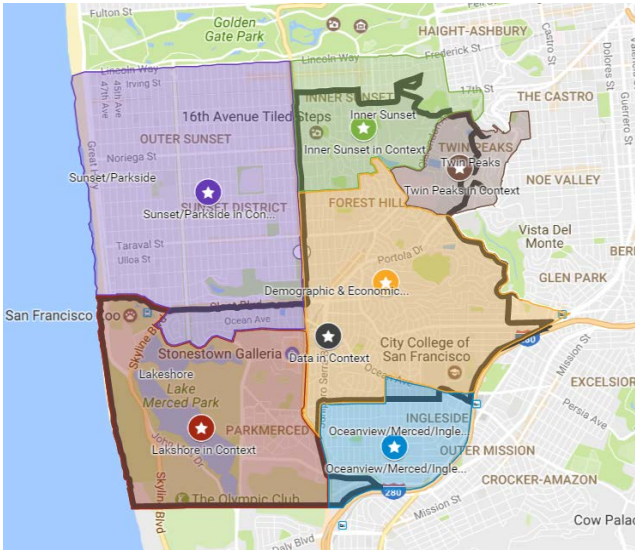
ER VISITS BY CAUSE (PER 10,000 POPULATION)

Indicator	94112	94116	94122	94127	94131	94132	SF
Preventable ER Visits	295.49	140.52	139.59	152.12	169.48	206.62	275.6
Alcohol Abuse	39.68	18.82	17.00	14.99	22.38	29.90	31.3
All drugs	13.57	7.32	6.35	9.64	10.94	14.66	29.9
Opioids	2.22	1.72	1.04	--	1.62	1.33	5.6
Depression	14.46	8.71	9.24	10.64	10.97	10.96	19.9
Self-injury	4.86	5.14	3.81	6.56	4.47	4.01	5.7
Assault	41.41	14.48	14.53	17.17	21.37	24.46	47.90
Asthma	39.68	18.82	17.00	14.99	22.38	29.90	35.40
COPD	12.93	6.78	5.31	6.79	8.09	10.13	17.80
Diabetes	13.48	4.81	5.45	6.71	7.05	10.42	12.70
Influenza or Pneumonia	10.82	5.52	4.80	4.86	4.86	6.84	9.00
Heart failure	4.61	2.59	2.52	2.53	3.42	3.40	5.50
Hypertension	12.74	7.14	8.55	5.80	7.99	11.21	12.40

Note: Within the tables, there is shading to show indicators that perform better than the SF average. No shading indicates that the indicators are either not comparable or are performing at/lower than the SF average.



Neighborhood Data



Inner Sunset has the **longest life expectancy** in SF, while Twin Peaks has the **2nd lowest**.

Twin Peaks has the **highest mortality rate** in SF.

Sunset/Parkside has **among the lowest rates of crime for all types**.

Twin Peaks has the **2nd lowest rate of severe and fatal transportation injuries**.

Indicator	Inner Sunset	Lakeshore	Oceanview / Merced/ Ingleside	Sunset/ Parkside	Twin Peaks	West of Twin Peaks	SF
Life Expectancy	88.2	83.2	82.9	85.3	72.6	84.8	83.1
Mortality Rate	388.5	508.4	524.6	436.8	1,040.7	443.0	552.4
CRIME & SAFETY							
Drug Crime Rate (Per 1,000 Population)	0.6	1.1	0.3	0.3	0.7	0.6	2.3
Property Crime Rate (Per 1,000 Population)	23.9	65.8	15.7	15.7	35.5	30.4	67.7
Violent Crime Rate (Per 1,000 Population)	4.9	11.6	7.4	4.6	6.1	6.0	17.4
Severe & Fatal Transportation Injuries (Per 100 Road Miles)	40.9	123.8	55.2	37.1	7.3	36.5	99.25

Note: Within the tables, there is shading to show indicators that perform better than the SF average. No shading indicates that the indicators are either not comparable or are performing at/low than the SF average.



Additional Information

The San Francisco Health Commission

The Health Commission is SFPDH's governing and policy-making body. Appointed by the Mayor, the Health Commission controls the City and County hospitals, monitors & regulates emergency medical services, and all matters relating to promoting and protecting the health of San Francisco residents. The Health Commission meets every 1st & 3rd Tuesday of each month at 4 pm. For more information, please contact Mark Morewitz, Health Commission Secretary at Mark.morewitz@sfdph.org or (415) 554-2666.



Dan Bernal
President



Laurie Green, MD
Vice President




Edward A. Chow,
MD




Susan Belinda
Christian, J.D.



Cecilia Chung



Suzanne Giraud,
Ph.D.



Tessie M. Guillermo

SFPDH Hospitals – Part of the SF Health Network



Laguna Honda Hospital & Rehabilitation Center

Located on a 62-acre campus in the heart of the city, Laguna Honda is one of the largest skilled nursing facilities in the United States and represents one of the most extensive commitments by any city or county to therapeutic care for seniors and adults with disabilities.

- The only dedicated skilled nursing facility for HIV/AIDS in the San Francisco Bay Area.
- A nationally-recognized program for people with Alzheimer's and other dementias.
- Complex care for people with multiple diagnoses.



Priscilla Chan & Mark Zuckerberg San Francisco General Hospital & Trauma Center

Zuckerberg San Francisco General Hospital and Trauma Center (ZSFG) is the only Level One trauma center in San Francisco and Northern San Mateo County and provides life-saving medical care to the 1.5 million adults and children of San Francisco and Northern San Mateo County.

- Recognized for excellence in care
- International Leader in HIV/AIDS care
- Patient Care in 20+ languages
- Expert doctors connected to UCSF

Resources

San Francisco Department of Public Health (SFPDH): <https://www.sfdph.org>

Population Health Division: <http://www.sfpd.org>

San Francisco Health Network: <http://sfhealthnetwork.org>

Laguna Honda Hospital and Rehabilitation Center: <http://lagunahonda.org>

ZSFG Hospital and Trauma Center: <http://zuckerbergsanfranciscogeneral.org/>

SFPDH Annual Report: <https://www.sfdph.org/dph/comupg/aboutdph/insideDept/OPP/docsreports.asp>

SF Health Commission: <https://www.sfdph.org/dph/comupg/aboutdph/hc/default.asp>