



District 8

Supervisory District Health Profile

The mission of the San Francisco Department of Public Health (SFPDH) is to protect and promote the health of all San Franciscans. SFPDH has two primary roles with two major divisions to fulfill its mission.

San Francisco Health Network (SFHN)



SFHN comprises the direct health services that SFPDH provides to thousands of insured and uninsured San Franciscans. SFHN is the city's only complete care system and includes:

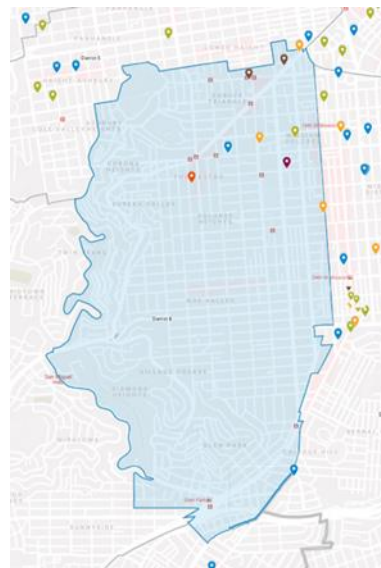
- Zuckerberg San Francisco General Hospital and Trauma Center (ZSFG)
- Laguna Honda Hospital and Rehabilitation Center (LHH)
- Behavioral Health Services: Mental Health & Substance Abuse
- Primary Care clinics

Population Health Division (PHD)



PHD addresses public health concerns, including customer safety, health promotion, and prevention. PHD implements public health interventions, inspects restaurants, completes data analyses and research, and more.

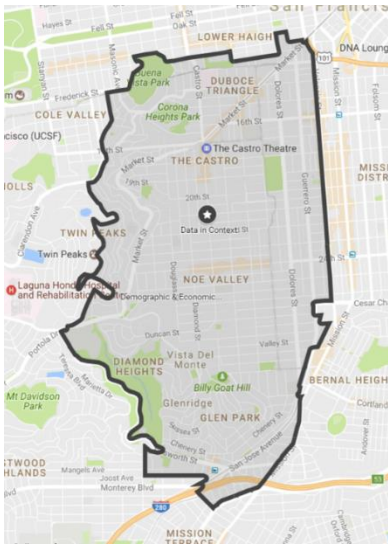
SFPDH Health Services



SERVICE TYPE	ORGANIZATION	ADDRESS	WEBSITE
Behavioral Health	Center on Juvenile & Criminal Justice	424 Guerrero St.	WWW.CJCJ.ORG
Youth Services	Lavender Youth Rec & Information Center	3850 17th St	www.lyric.org
Healthcare Services	Castro-Mission Health Center	3850 17 th St.	https://www.sfhealthnetwork.org
	Dimensions Clinic	3850 17 th St.	www.dimensionsclinic.com
HIV Services	Maitri	401 Duboce Ave.	www.maitrisf.org
	UCSF Alliance Health Project	1930 Market St	www.alliancehealthproject.ucsf.edu
Nutrition Services	18 Reasons	3674 18 th St. Ste.315	www.18reasons.org
Social Services	Aguilas, INC	1800 Market St. Ste 403	www.sfaguilas.org
	Children's Council of San Francisco	445 Church St.	www.childrenscouncil.org
	Dolores St. Community Services	938 Valencia St.	www.dscs.org
	San Francisco LGBT Community Center	1800 Market St.	www.sfcenter.org



District Data



11.1% more male residents than SF average.

District with the smallest proportion of residents aged 18-24 years, and half that of SF average.

Fewer children aged 5 to 17 than SF overall.

District with the 2nd largest proportion of residents identifying as white.

District with the 2nd lowest proportion of residents living below poverty.

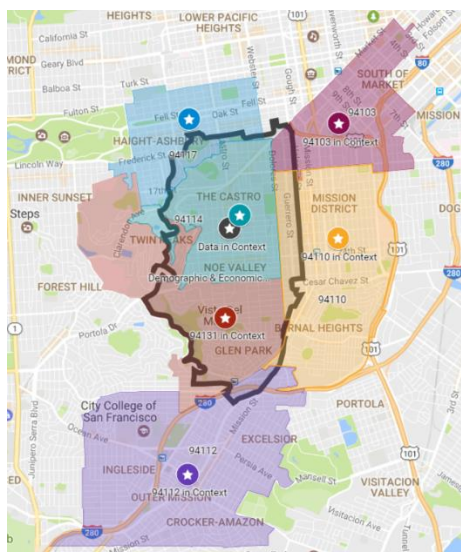
District with the highest proportion of residents with a graduate or professional degree.

CATEGORY	INDICATOR	DISTRICT	SF TOTAL
Population	Total	72,620	870,044
Sex & Gender	Male	55.9%	51.0%
	Female	44.1%	49.0%
Age	Under 5	5.3%	4.5%
	Under 15	11.4%	11.5%
	Under 18	12.5%	13.4%
	18 to 24	3.5%	7.6%
	25 to 44	24.7%	23.3%
	45 to 64	27.1%	25.0%
	65 and over	11.9%	15.1%
Race & Ethnicity	Hispanic or Latino	12.1%	15.2%
	American Indian or Alaskan Native	0.1%	0.2%
	Asian	13.8%	33.9%
	Black or African American	2.8%	5.0%
	Native Hawaiian or Pacific Islander	0.1%	0.3%
	White	65.1%	40.6%
	Other	0.6%	0.5%
	Multi-racial	5.4%	4.3%
Poverty	Below Federal Poverty Level	5.8%	10.7%
Insurance	Uninsured	2.5%	3.7%
Highest Education	High School Graduate or Equivalent	7.4%	23.8%
	Bachelor's Degree	40.0%	34.3%
	Graduate or Professional Degree	37.2%	24.3%
Language	Primary Language Other Than English	4.3%	20.1%
Homeless	Youth	129	1,145
	Total	317	8,035

Note: Shaded values indicate where a district may have a higher proportion than SF overall.



ZIP Code Data



2nd lowest rate of pre-term births in 94131.

Lowest rate of births to mothers with gestational diabetes in 94117, and the highest rate in 94112.

94103 has among the highest rates of hospitalizations and ER visits for all causes.

94114 and 94131 have among the lowest hospitalization rates for chronic diseases.

Indicator	94103	94110	94112	94114	94117	94131	SF
-----------	-------	-------	-------	-------	-------	-------	----

WOMEN'S HEALTH

Pre-Term Births (Before 37wks)	9.36	8.00	8.81	8.31	8.06	6.98	8.2%
Live Births To Women With Gestational Diabetes	7.7	7.3	10.9	4.2	3.7	5.2	5.6

HOSPITALIZATIONS BY CAUSE (PER 10,000 POPULATION)

Alcohol Abuse	16.22	11.09	9.81	3.05	4.54	3.53	11.0
All drugs	17.85	4.97	2.68	3.69	2.99	2.85	4.4
Opioids	7.20	1.78	0.94		1.26		1.5
Depression	28.23	13.21	11.16	13.17	12.32	13.69	12.1
Self-injury	14.06	3.96	3.10	3.65	3.61	2.94	3.4
Asthma	16.22	11.09	9.81	3.05	4.54	3.53	7.1
COPD	29.36	10.19	6.07	3.56	5.29	3.21	8.7
Diabetes	25.90	15.51	13.32	6.10	7.11	6.95	11.4
Heart Failure	55.78	25.82	23.82	14.21	19.79	13.50	23.1
Hypertension	16.28	8.41	7.97	4.03	5.34	3.97	7.8

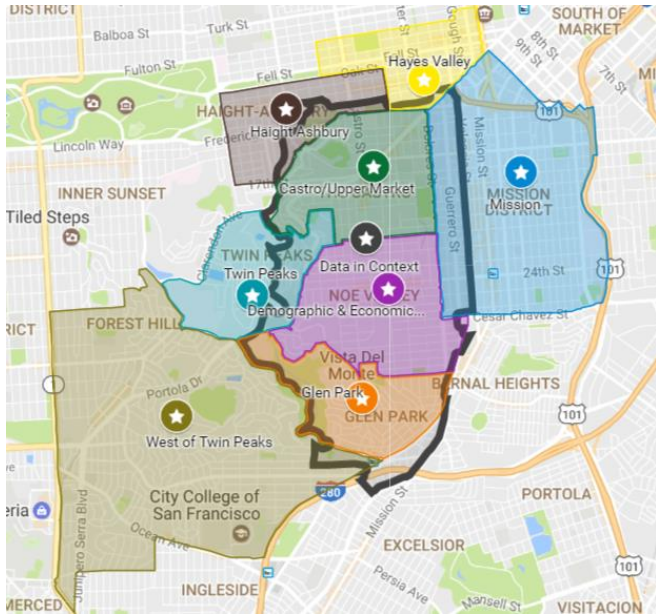
ER VISITS BY CAUSE (PER 10,000 POPULATION)

Preventable ER Visits	642.19	321.22	295.49	153.16	204.65	169.48	275.6
Alcohol Abuse	88.22	42.87	39.68	17.51	32.43	22.38	31.3
All drugs	117.30	24.36	13.57	15.72	19.49	10.94	29.9
Opioids	29.72	4.74	2.22	2.01	4.04	1.62	5.6
Depression	81.43	21.71	14.46	13.18	17.71	10.97	19.9
Self-injury	20.54	7.89	4.86	5.41	5.21	4.47	5.7
Assault	171.62	63.13	41.41	28.65	26.31	21.37	47.90
Asthma	88.22	42.87	39.68	17.51	32.43	22.38	35.40
COPD	61.27	21.66	12.93	9.59	13.91	8.09	17.80
Diabetes	36.64	18.94	13.48	5.26	11.12	7.05	12.70
Influenza or Pneumonia	14.82	9.92	10.82	5.89	5.41	4.86	9.00
Heart failure	14.47	5.08	4.61	2.34	3.75	3.42	5.50
Hypertension	27.63	13.93	12.74	11.72	8.93	7.99	12.40

Note: Within the tables, there is shading to show indicators that perform better than the SF average. No shading indicates that the indicators are either not comparable or are performing at/lower than the SF average.



Neighborhood Data



Twin Peaks has the highest mortality rate and 2nd lowest life expectancy in SF.

20% lower mortality rate in West of Twin Peaks.

Crime rates are higher for all types in Mission than SF overall.

Rates of property crimes and transportation injuries are among the highest in Hayes Valley.

Indicator	Castro/ Upper Market	Glen Park	Haight Ashbury	Hayes Valley	Mission	Noe Valley	Twin Peaks	West of Twin Peaks	SF
Life Expectancy	82.0	83.4	83.7	79.3	82.0	85.2	72.6	84.8	83.1
Mortality Rate	574.7	529.0	484.5	684.8	560.3	450.1	1,040.7	443.0	552.4
CRIME & SAFETY									
Drug Crime Rate (Per 1,000 Population)	2.2	0.6	2.4	1.0	4.5	0.2	0.7	0.6	2.3
Property Crime Rate (Per 1,000 Population)	89.9	42.8	49.9	114.8	94.9	31.0	35.5	30.4	67.7
Violent Crime Rate (Per 1,000 Population)	23.9	6.7	10.9	13.9	39.6	3.9	6.1	6.0	17.4
Severe & Fatal Transportation Injuries (Per 100 Road Miles)	143.5	43.9	110.5	206.8	229.7	26.3	7.3	36.5	99.25

Note: Within the tables, there is shading to show indicators that perform better than the SF average. No shading indicates that the indicators are either not comparable or are performing at/lower than the SF average.



Additional Information

The San Francisco Health Commission

The Health Commission is SFPDH's governing and policy-making body. Appointed by the Mayor, the Health Commission controls the City and County hospitals, monitors & regulates emergency medical services, and all matters relating to promoting and protecting the health of San Francisco residents. The Health Commission meets every 1st & 3rd Tuesday of each month at 4 pm. For more information, please contact Mark Morewitz, Health Commission Secretary at Mark.morewitz@sfdph.org or (415) 554-2666.



Dan Bernal
President



Laurie Green, MD
Vice President




Edward A. Chow,
MD




Susan Belinda
Christian, J.D.



Cecilia Chung



Suzanne Giraud,
Ph.D.



Tessie M. Guillermo

SFPDH Hospitals – Part of the SF Health Network



Laguna Honda Hospital & Rehabilitation Center

Located on a 62-acre campus in the heart of the city, Laguna Honda is one of the largest skilled nursing facilities in the United States and represents one of the most extensive commitments by any city or county to therapeutic care for seniors and adults with disabilities.

- The only dedicated skilled nursing facility for HIV/AIDS in the San Francisco Bay Area.
- A nationally-recognized program for people with Alzheimer's and other dementias.
- Complex care for people with multiple diagnoses.



Priscilla Chan & Mark Zuckerberg San Francisco General Hospital & Trauma Center

Zuckerberg San Francisco General Hospital and Trauma Center (ZSFG) is the only Level One trauma center in San Francisco and Northern San Mateo County and provides life-saving medical care to the 1.5 million adults and children of San Francisco and Northern San Mateo County.

- Recognized for excellence in care
- International Leader in HIV/AIDS care
- Patient Care in 20+ languages
- Expert doctors connected to UCSF

Resources

San Francisco Department of Public Health (SFPDH): <https://www.sfdph.org>

Population Health Division: <http://www.sfpd.org>

San Francisco Health Network: <http://sfhealthnetwork.org>

Laguna Honda Hospital and Rehabilitation Center: <http://lagunahonda.org>

ZSFG Hospital and Trauma Center: <http://zuckerbergsanfranciscogeneral.org/>

SFPDH Annual Report: <https://www.sfdph.org/dph/comupg/aboutdph/insideDept/OPP/docsreports.asp>

SF Health Commission: <https://www.sfdph.org/dph/comupg/aboutdph/hc/default.asp>