



District 9

Supervisory District Health Profile

The mission of the San Francisco Department of Public Health (SFDPH) is to protect and promote the health of all San Franciscans. SFDPH has two primary roles with two major divisions to fulfill its mission.

San Francisco Health Network (SFHN)



SFHN comprises the direct health services that SFDPH provides to thousands of insured and uninsured San Franciscans. SFHN is the city's only complete care system and includes:

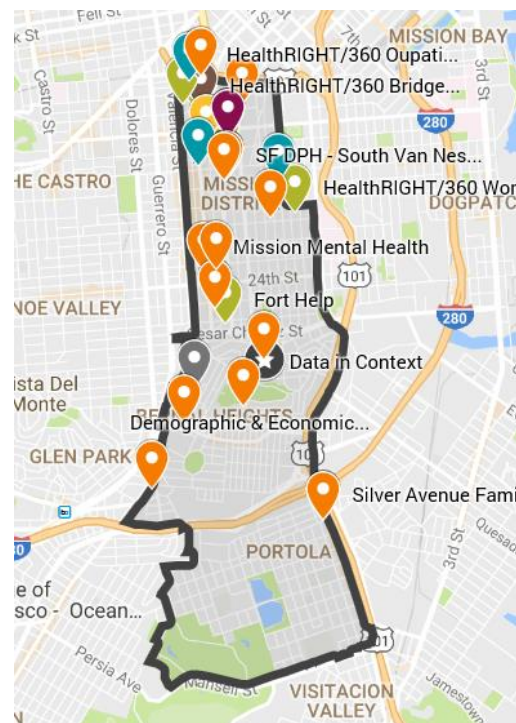
- Zuckerberg San Francisco Hospital and Trauma Center (ZSFG)
- Laguna Honda Hospital and Rehabilitation Center (LHH)
- Behavioral Health Services: Mental Health & Substance Abuse
- 14 Primary Care Clinics

Population Health Division (PHD)





PHD addresses public health concerns, including customer safety, health promotion and prevention. PHD implements public health interventions, inspects restaurants, completes data analyses and research, and more.

SFDPH Health Services

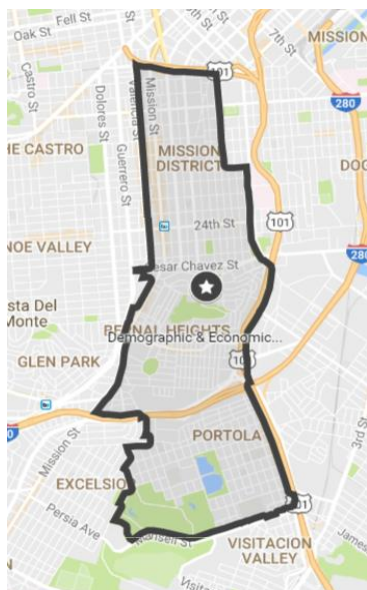


SERVICE TYPE	ORGANIZATION	ADDRESS
Behavioral Health 	Fort Help	1101 Capp St
	HealthRIGHT/360 Outpatient	1735 Mission St
	DSAAM OTOP Van	1850 Mission St
	HealthRIGHT/360 Women's Residential & Jelani Child Recovery	2261 Bryant St
	Friendship House	56 Julian Avenue
HIV/AIDS 	Mission Neighborhood Health Center	240 Shotwell St
	Native American Health Center	160 Capp St
	SF DPH - South Van Ness Adult Behavioral Services	755 South Van Ness Ave
Support Services 	HealthRIGHT/360 Bridges/Rep Payee/2nd Chances	1885 Mission St
Case Management 	Instituto Familiar de la Raza, Inc	2919 Mission St
	HealthRIGHT 360	154 Coleridge St
	HR 360	1735 Mission St
Primary Care 	Silver Avenue Family Health Center	1525 Silver Ave
	HealthRIGHT 360	1735 Mission St
	Mission Neighborhood Health Center	240 Shotwell St
	Mission Neighborhood Health Center	240 Shotwell St

SERVICE TYPE	ORGANIZATION	ADDRESS
Housing 	Tides Center	2176 Mission St
	HealthRIGHT/360 Transitional	1254 13th St
	Dolores Street Community Services	35 Woodward St
	Lutheran Social Services of Northern California	680 Florida St
Mental Health 	Southeast Child & Family Therapy Center II @ Silver Ave. Health Center	1525 Silver Avenue
	UCSF Alliance Health Project	1855 Folsom St
	Oakes Children's Center	1550 Treat Avenue
	CATS - A Woman's Place	211 13th St
	Progress Foundation La Amistad	2481 Harrison St
	Mission Mental Health	2712 Mission St
	Instituto Familiar de la Raza	2919 Mission St
	Southeast Child & Family Therapy Center II	3905 Mission St
	Progress Foundation Carroll House	73 Anderson St
	Special Programs 755 So. Van Ness	755 South Van Ness Ave
	Mission Family Center	759 South Van Ness Ave
	Progress Foundation Cortland House	77 Cortland Avenue
	Progress Foundation La Posada	810 Capp St



District Data



Higher proportion of residents aged 0 to 17 than SF overall.

Smallest proportion of residents aged 65+ years.

District with the highest proportion of residents identifying as Hispanic or Latino, American Indian, Alaska Native, or some other race and more than 2x SF average.

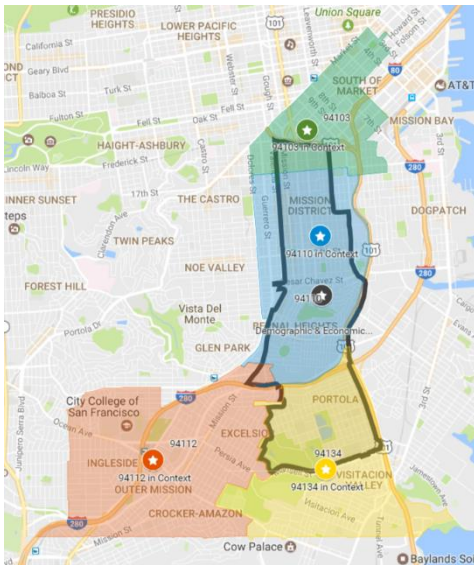
District with the highest proportion of uninsured residents.

District with the highest proportion of residents speaking Spanish as their primary language, and more than 3x SF average.

CATEGORY	INDICATOR	DISTRICT	SF TOTAL
Population	Total	87,466	864,263
Sex & Gender	Male	53.8%	51.0%
	Female	46.2%	49.0%
Age	Under 5	5.6%	4.5%
	5 to 9	4.5%	3.6%
	10 to 14	3.7%	3.3%
	15 to 17	2.1%	1.9%
	18 to 24	6.3%	7.5%
	25 to 44	40.7%	38.9%
	45 to 64	25.1%	28.9%
	65 and over	11.9%	14.9%
Race & Ethnicity	Hispanic or Latino	34.6%	15.3%
	American Indian or Alaskan Native	0.8%	0.4%
	Asian	24.6%	34.2%
	Black or African American	3.6%	5.3%
	Native Hawaiian or Pacific Islander	0.2%	0.4%
	White	45.9%	47.2%
	Other	19.7%	7.5%
	Multi-racial	5.0%	5.1%
Poverty	Below Federal Poverty Level	10.4%	11.7%
Insurance	Uninsured	8.0%	3.6%
Highest Education	High School Graduate or Equivalent	12.6%	9.7%
	Bachelor's Degree	22.2%	26.4%
	Graduate or Professional Degree	13.8%	17.7%
Language	Primary Language Other Than English	Spanish: 13.1% Chinese: 7.0% Tagalog: 1.6%	Chinese: 11.7% Spanish: 4.2% Tagalog: 1.1%
Homeless	Youth	96	1,363
	General	552	7,499



ZIP Code Data



94103, 94112, and 94134 are in the top 6 for highest pre-term birth rates.

All listed ZIP codes are in the top 8 for highest rates of births to mothers with gestational diabetes.

94103 is among the highest in rates of hospitalizations and ER visits for all causes.

94134 is among the highest in rates of hospitalizations for chronic diseases.



Indicator

94103

94110

94112

94134

SF

WOMEN'S HEALTH

Pre-Term Births (Before 37wks)	9.36	8.00	8.81	9.45	8.2%
Live Births To Women With Gestational Diabetes	7.7	7.3	10.9	9.9	5.6

HOSPITALIZATIONS BY CAUSE (PER 10,000 POPULATION)

Alcohol Abuse	16.22	11.09	9.81	13.27	11.0
All drugs	17.85	4.97	2.68	2.19	4.4
Opioids	7.20	1.78	0.94	--	1.5
Depression	28.23	13.21	11.16	8.12	12.1
Self-injury	14.06	3.96	3.10	2.20	3.4
Asthma	16.22	11.09	9.81	13.27	7.1
COPD	29.36	10.19	6.07	8.54	8.7
Diabetes	25.90	15.51	13.32	18.20	11.4
Heart Failure	55.78	25.82	23.82	26.49	23.1
Hypertension	16.28	8.41	7.97	9.06	7.8

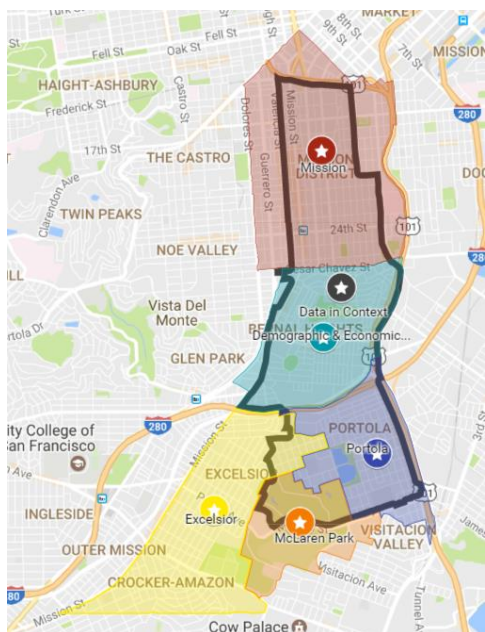
ER VISITS BY CAUSE (PER 10,000 POPULATION)

Preventable ER Visits	642.19	321.22	295.49	339.79	275.6
Alcohol Abuse	88.22	42.87	39.68	45.03	31.3
All drugs	117.30	24.36	13.57	14.43	29.9
Opioids	29.72	4.74	2.22	1.54	5.6
Depression	81.43	21.71	14.46	11.36	19.9
Self-injury	20.54	7.89	4.86	5.03	5.7
Assault	171.62	63.13	41.41	57.60	47.90
Asthma	88.22	42.87	39.68	45.03	35.40
COPD	61.27	21.66	12.93	18.28	17.80
Diabetes	36.64	18.94	13.48	14.33	12.70
Influenza or Pneumonia	14.82	9.92	10.82	11.20	9.00
Heart failure	14.47	5.08	4.61	5.64	5.50
Hypertension	27.63	13.93	12.74	11.75	12.40

Note: within the tables, there is shading to show indicators that perform better than the SF average. No shading indicates that the indicators are either not comparable or are performing at/lower than the SF average.



Neighborhood Data








McLaren Park and Mission are among the highest in drug and violent crime rates. Violent crime rates are more than 2x the SF rate.

Drug crime rates are over 70% lower in Bernal Heights, Excelsior, and Portola. Property crimes are over 50% lower, and violent crimes are over 20% lower.

Excelsior has the 2nd lowest rate of property crime.

Mission has the 6th highest rate of severe and fatal transportation injuries, and more than 2x the SF rate.

Indicator	 Bernal Heights	 Excelsior	 McLaren Park	 Mission	 Portola	SF
Life Expectancy	82.7	81.5	--	82.0	83.3	83.1
Mortality Rate	538.2	599.2	--	560.3	496.9	552.4
CRIME & SAFETY						
Drug Crime Rate (Per 1,000 Population)	0.6	0.6	4.7	4.5	0.5	2.3
Property Crime Rate (Per 1,000 Population)	32.4	12.7	85.6	94.9	29.3	67.7
Violent Crime Rate (Per 1,000 Population)	13.2	9.0	35.2	39.6	12.7	17.4
Severe & Fatal Transportation Injuries (Per 100 Road Miles)	86.3	56.6	65.0	229.7	70.0	99.25

Note: within the tables, there is shading to show indicators that perform better than the SF average. No shading indicates that the indicators are either not comparable or are performing at/lower than the SF average.



Additional Information

The San Francisco Health Commission

The Health Commission is SFDPH's governing and policy-making body. Appointed by the Mayor, the Health Commission controls the City and County hospitals, monitors & regulates emergency medical services, and all matters relating to promoting and protecting the health of San Francisco residents. The Health Commission meets every 1st & 3rd Tuesday of each month at 4 pm. For more information, please contact Mark Morewitz, Health Commission Secretary at Mark.morewitz@sfdph.org or (415) 554-2666.



Edward A. Chow, MD
President



James Loyce Jr. M.S
Vice President



Dan Bernal



Cecilia Chung



Laurie Green, MD



Tessie Guillermo



David J. Sanchez, Ph.D

SFDPH Hospitals – Part of the SF Health Network



Laguna Honda Hospital & Rehabilitation Center

Located on a 62-acre campus in the heart of the city, Laguna Honda is one of the largest skilled nursing facilities in the United States and represents one of the most extensive commitments by any city or county to therapeutic care for seniors and adults with disabilities.

- The only dedicated skilled nursing facility for HIV/AIDS in the San Francisco Bay Area.
- A nationally-recognized program for people with Alzheimer's and other dementias.
- Complex care for people with multiple diagnoses.



Priscilla Chan & Mark Zuckerberg San Francisco General Hospital & Trauma Center

Zuckerberg San Francisco General Hospital and Trauma Center (ZSFG) is the only Level One trauma center in San Francisco and Northern San Mateo County and provides life-saving medical care to the 1.5 million adults and children of San Francisco and Northern San Mateo County.

- Recognized for excellence in care
- International Leader in HIV/AIDS care
- Patient Care in 20+ languages
- Expert doctors connected to UCSF

Resources

San Francisco Department of Public Health (SFDPH): <https://www.sfdph.org>

Population Health Division: <http://www.sfpd.org>

San Francisco Health Network: <http://sfhealthnetwork.org>

Laguna Honda Hospital and Rehabilitation Center: <http://lagunahonda.org>

ZSFG Hospital and Trauma Center: <http://zuckerbergsanfranciscogeneral.org/>

SFDPH Annual Report: <https://www.sfdph.org/dph/files/reports/PolicyProcOfc/SFDPH-AnnualReport-2015-2016.pdf>

SF Health Commission: <https://www.sfdph.org/dph/comupg/aboutdph/hc/default.asp>