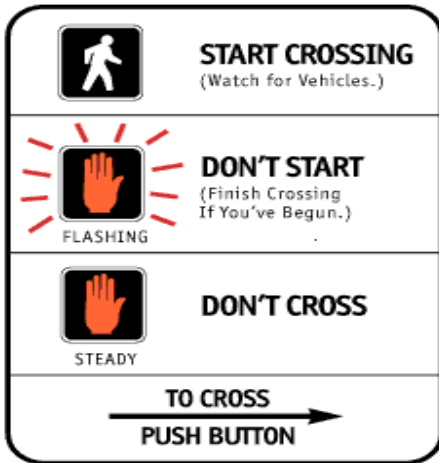


Crossing Rules for Pedestrians






We are all pedestrians at one time or another, and the traffic signals, signs and pavement markings are there to assure our safety. However, we should realize that no amount of traffic control devices will be able to protect us from ourselves if we do not pay attention to the "Signs of Safety" all around us.

ALWAYS follow these steps when crossing a street:

- **ALWAYS** use a marked crosswalk when one is available. The bright white lines of a crosswalk remind motorists to look out for pedestrians.
- **STOP** at the CURB, edge of road, corner or parked vehicle before proceeding across.
- **LOOK** left, right, and left again, and if it's clear, begin crossing.
- **CONTINUE** to check for traffic in all directions, especially for vehicles turning "Right-on-Red."
- **DON'T ASSUME** that drivers see you all the time! If there is traffic, make eye contact with the driver/s so they see you and understand your intention. Again, **STOP** before you start to cross.

Crossing an Intersection

- If there is a push button, press the button and wait for the pedestrian signal to display the "walk" indication. The "**WALK**" signal indicates that a pedestrian facing the signal indication may proceed across the roadway in that direction. Remember to follow the basic "Crossing Rules" and check for turning vehicles. 
- A flashing "**DON'T WALK**" signal indication means that a pedestrian shall not start to cross the roadway in the direction of the indication, but any pedestrian who has partly completed their crossing shall finish crossing or proceed to a safety island in that direction. 
- A steadily illuminated "**DON'T WALK**" indication means a pedestrian shall not enter the roadway in the direction of the indication. Pedestrians waiting to cross must wait for the next "**WALK**" signal. 
- At signalized intersections that don't have pedestrian signals, pedestrians facing a green light may cross within a crosswalk in the direction of the light, but only when it is safe to do so. At signalized intersections with pedestrian signals, it's important to follow the directions given by the signals.
- Remember, don't take those "**NO RIGHT TURN ON RED**" signs for granted. Always check for turning vehicles before stepping off the curb - motorists make mistakes too.